

EXHIBIT J

ENLARGED LANDSCAPE PLAN; SEE 1/L-4

ENLARGED LANDSCAPE PLAN; SEE 2/L-4

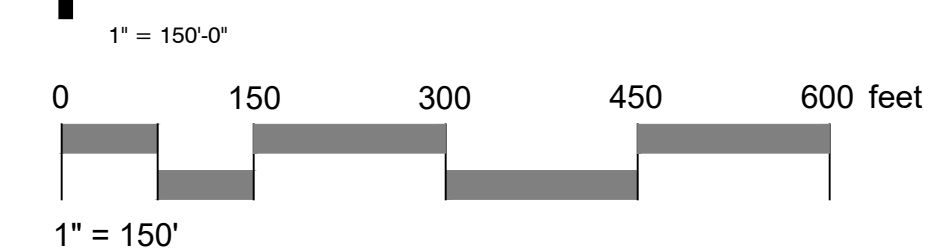
ENLARGED LANDSCAPE PLAN; SEE 1/L-2

ENLARGED LANDSCAPE PLAN; SEE 1/L-3

ENLARGED LANDSCAPE PLAN; SEE 1/L-5



1 OVERALL LANDSCAPE PLAN



LANDSCAPE NOTES

1. LANDSCAPE CONTRACTOR TO COORDINATE WITH GENERAL CONTRACTOR FOR PHASING OF LANDSCAPE PLAN.
2. TREES NOT TO BE PLANTED WITHIN 5' FROM FIRE HYDRANTS, CONTRACTOR TO CONFIRM TREE LOCATIONS IN FIELD.
3. TREES NOT TO BE PLANTED WITHIN 5' OF BURIED OR OVERHEAD UTILITIES, CONTRACTOR TO CONFIRM TREE LOCATIONS IN FIELD.
4. CONTRACTOR TO FIELD VERIFY ALL PLANT & MATERIAL QUANTITIES TO MEET INTENT OF DRAWING. PLANT / REFERENCE NOTES SCHEDULE ARE GUIDES FOR PLANNING PURPOSES.

PRELIMINARY

SHEET INVENTORY

- L-1 OVERALL LANDSCAPE PLAN
- L-2 ENLARGED LANDSCAPE PLAN
- L-3 ENLARGED LANDSCAPE PLAN
- L-4 ENLARGED LANDSCAPE PLAN
- L-5 ENLARGED LANDSCAPE PLAN
- L-6 ENLARGED LANDSCAPE PLAN
- L-7 DETAILS

PLANT SCHEDULE

TREES	BOTANICAL / COMMON NAME
	ACER SACCHARUM / SUGAR MAPLE
	AMELANCHIER X GRANDIFLORA 'AUTUMN BRILLIANCE' / AUTUMN BRILLIANCE SERVICEBERRY
	BETULA PAPPYRIFERA 'RENCI' TM / RENAISSANCE REFLECTION PAPER BIRCH
	GLEDITSIA TRIACANTHOS 'SKYLINE' / SKYLINE HONEY LOCUST
	JUGLANS NIGRA / BLACK WALNUT
	JUNIPERUS VIRGINIANA 'TAYLOR' / TAYLOR EASTERN REDCEDAR
	MALUS X 'ADAMS' / ADAMS CRABAPPLE
	PICEA ABIES / NORWAY SPRUCE
	PICEA GLAUCA 'DENSATA' / BLACK HILLS WHITE SPRUCE
	PICEA PUNGENS GLAUCA / COLORADO BLUE SPRUCE
	PINUS STROBUS / WHITE PINE
	QUERCUS ALBA / WHITE OAK
	QUERCUS MACROCARPA 'JFS-KW3' / URBAN PINNACLE® OAK
	SORBUS DECORA / SHOWY MOUNTAIN ASH
	TILIA AMERICANA 'MCKSENTRY' / AMERICAN SENTRY LINDEN
	TILIA CORDATA 'GREENSPIRE' / GREENSPIRE LINDEN
	ULMUS AMERICANA 'VALLEY FORGE' / AMERICAN ELM



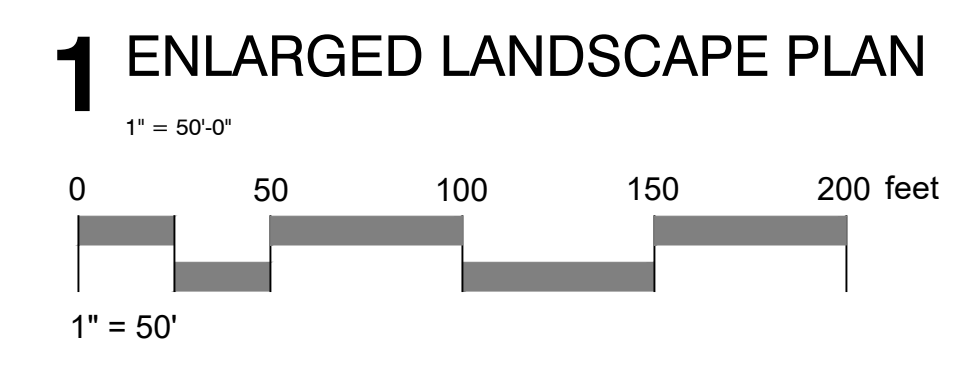

ENLARGED LANDSCAPE PLAN; SEE 6/L-6

ENLARGED LANDSCAPE PLAN; SEE 5/L-6

GLEN COVE ROAD

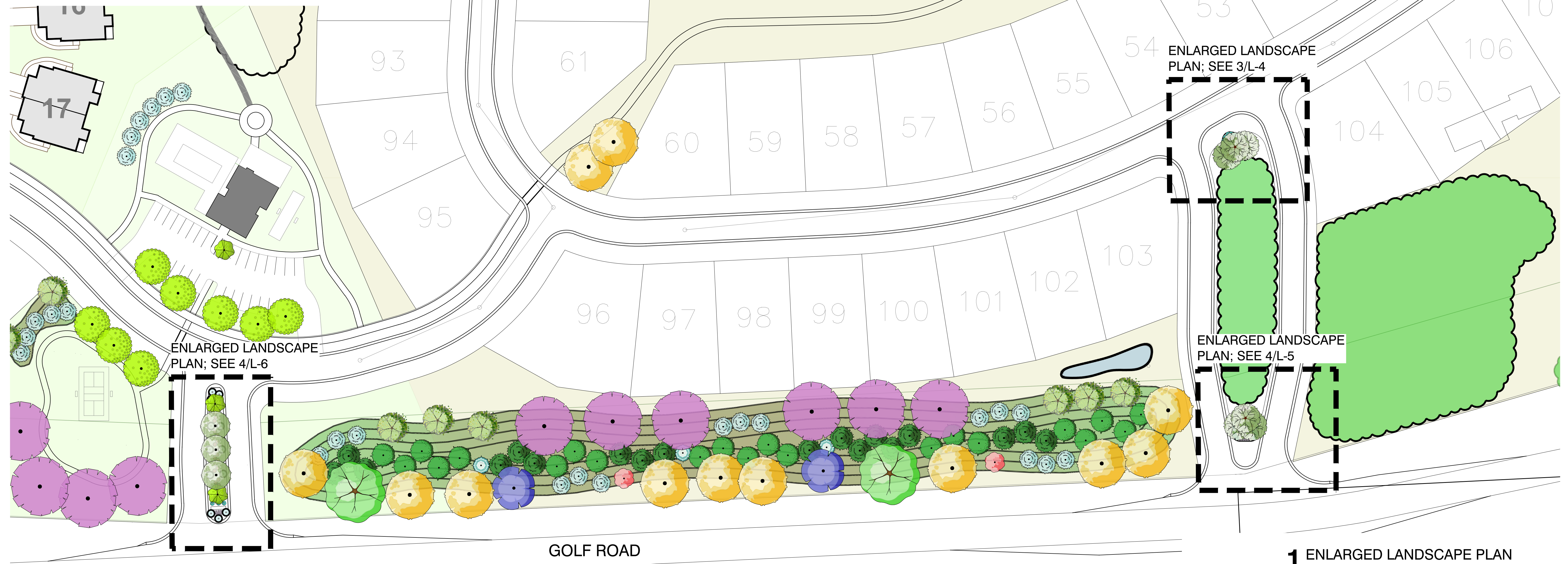
GOLF ROAD

PRELIMINARY

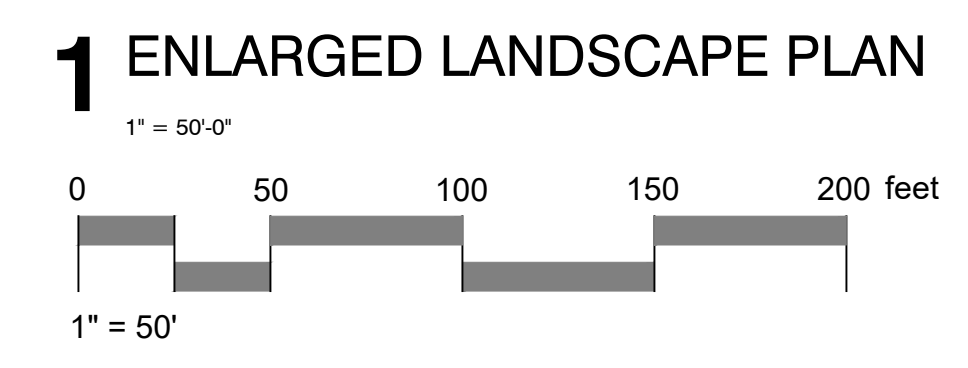


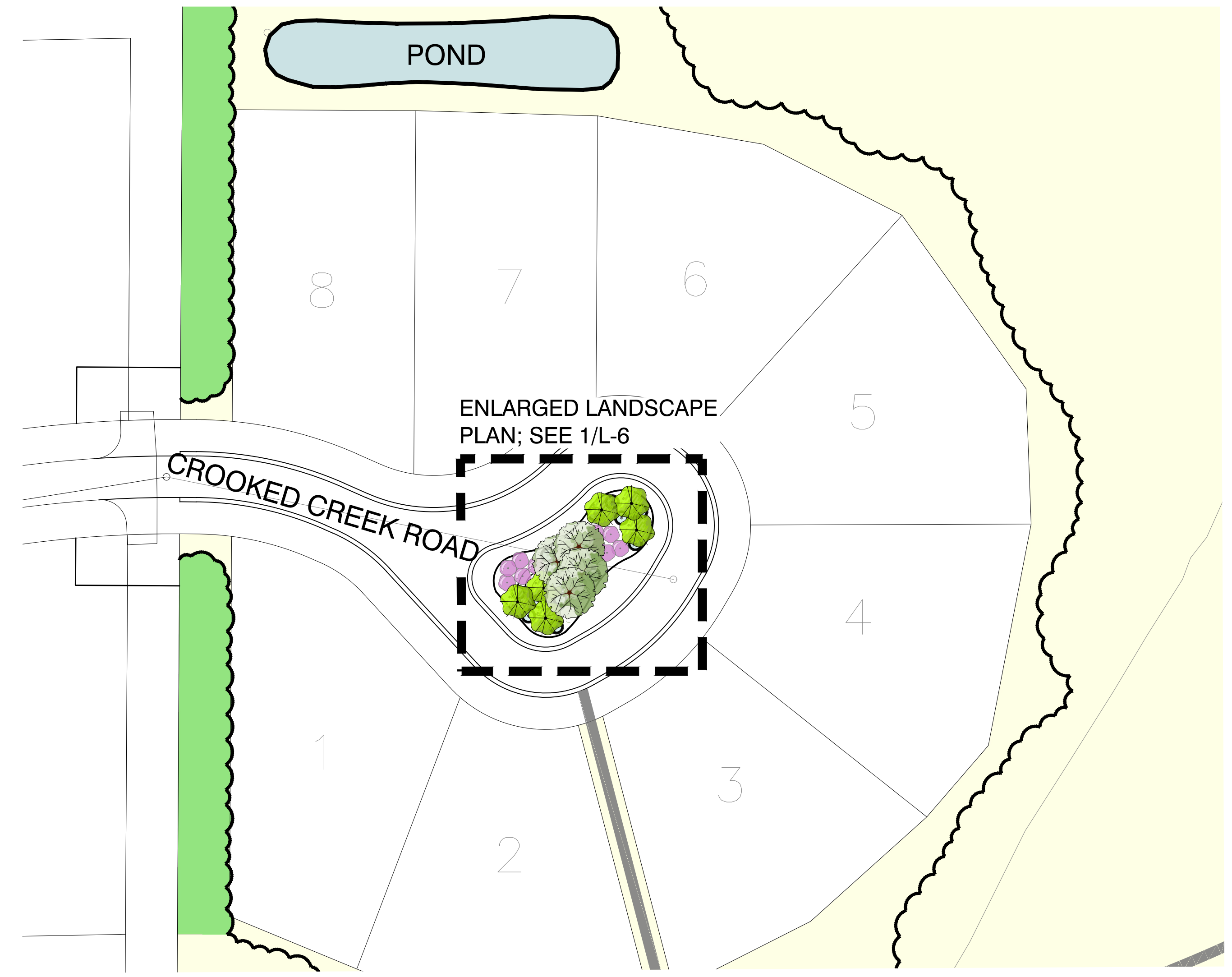
PLANT SCHEDULE

TREES	BOTANICAL / COMMON NAME
	ACER SACCHARUM / SUGAR MAPLE
	AMELANCHIER X GRANDIFLORA 'AUTUMN BRILLIANCE' / AUTUMN BRILLIANCE SERVICEBERRY
	BETULA PAPIRYFERA 'RENCI' TM / RENAISSANCE REFLECTION PAPER BIRCH
	GLEDITSIA TRIACANTHOS 'SKYLINE' / SKYLINE HONEY LOCUST
	JUGLANS NIGRA / BLACK WALNUT
	JUNIPERUS VIRGINIANA 'TAYLOR' / TAYLOR EASTERN REDCEDAR
	MALUS X 'ADAMS' / ADAMS CRABAPPLE
	PICEA ABIES / NORWAY SPRUCE
	PICEA GLAUCA 'DENSATA' / BLACK HILLS WHITE SPRUCE
	PICEA PUNGENS GLAUCA / COLORADO BLUE SPRUCE
	PINUS STROBUS / WHITE PINE
	QUERCUS ALBA / WHITE OAK
	QUERCUS MACROCARPA 'JFS-KW3' / URBAN PINNACLE® OAK
	SORBUS DECORA / SHOWY MOUNTAIN ASH
	TILIA AMERICANA 'MCKSENTRY' / AMERICAN SENTRY LINDEN
	TILIA CORDATA 'GREENSPIRE' / GREENSPIRE LINDEN
	ULMUS AMERICANA 'VALLEY FORGE' / AMERICAN ELM



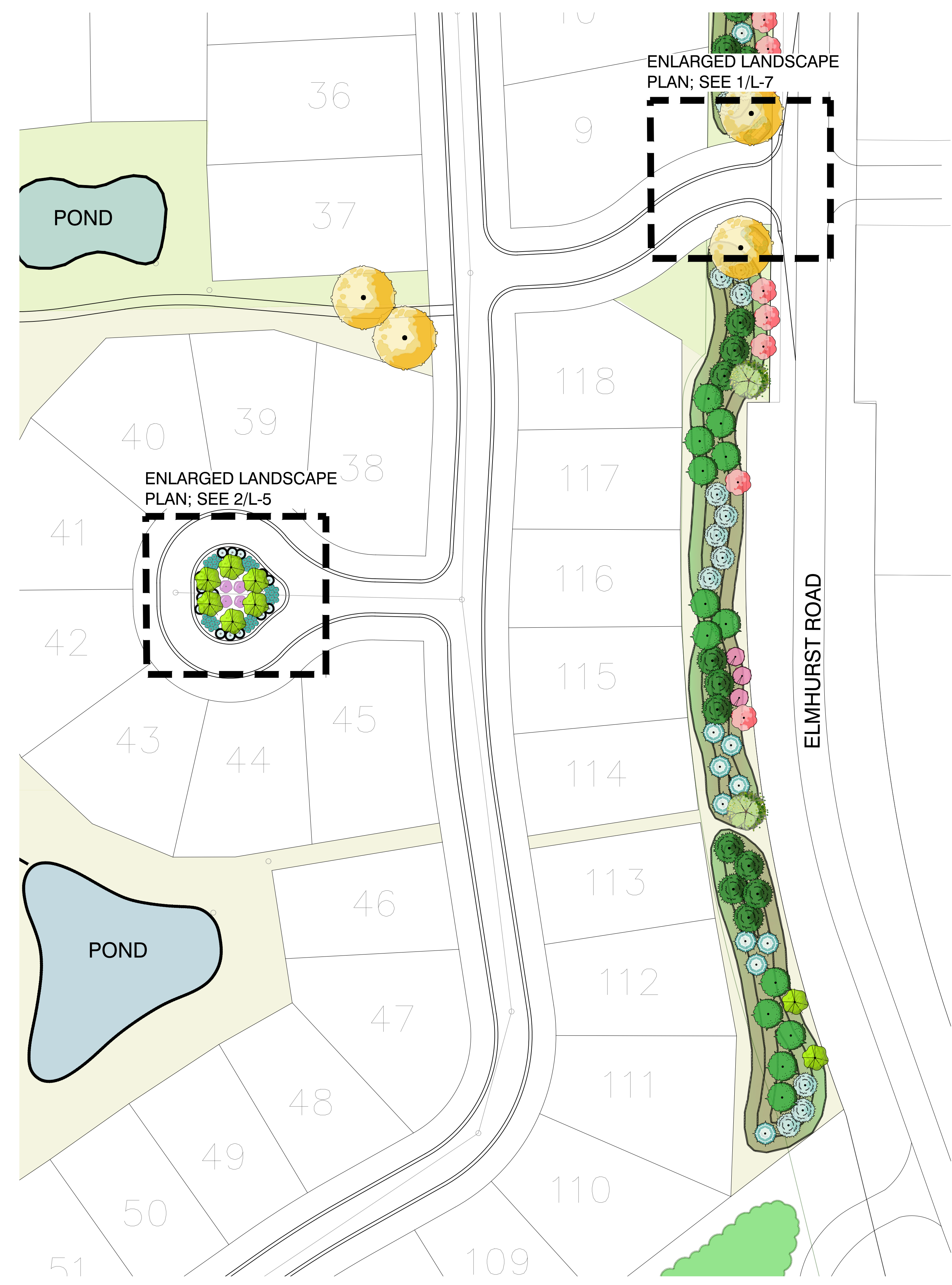
PRELIMINARY





PRELIMINARY





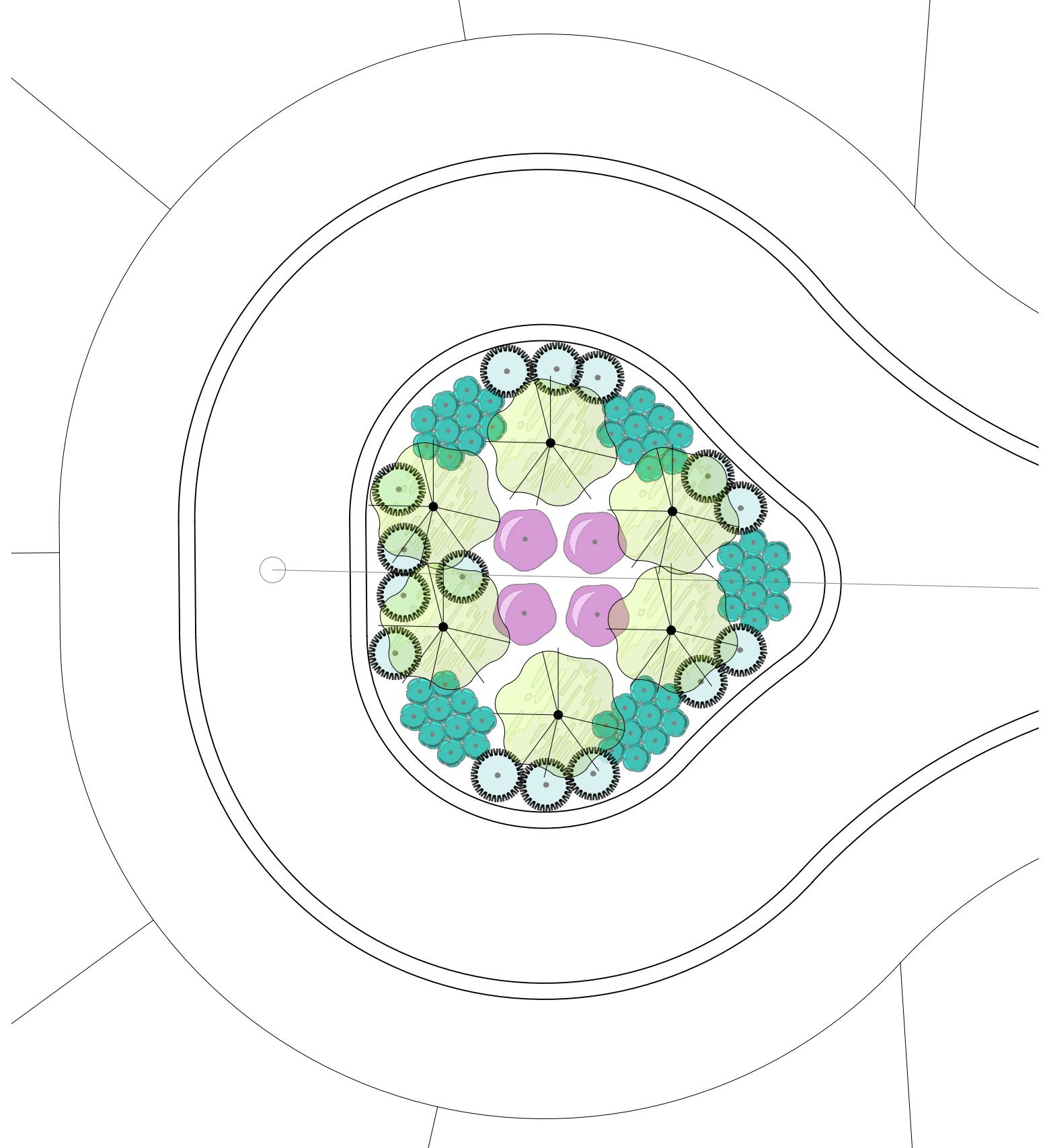
ENLARGED LANDSCAPE
PLAN; SEE 1/L-7

ENLARGED LANDSCAPE
PLAN; SEE 2/L-5

ELMHURST ROAD

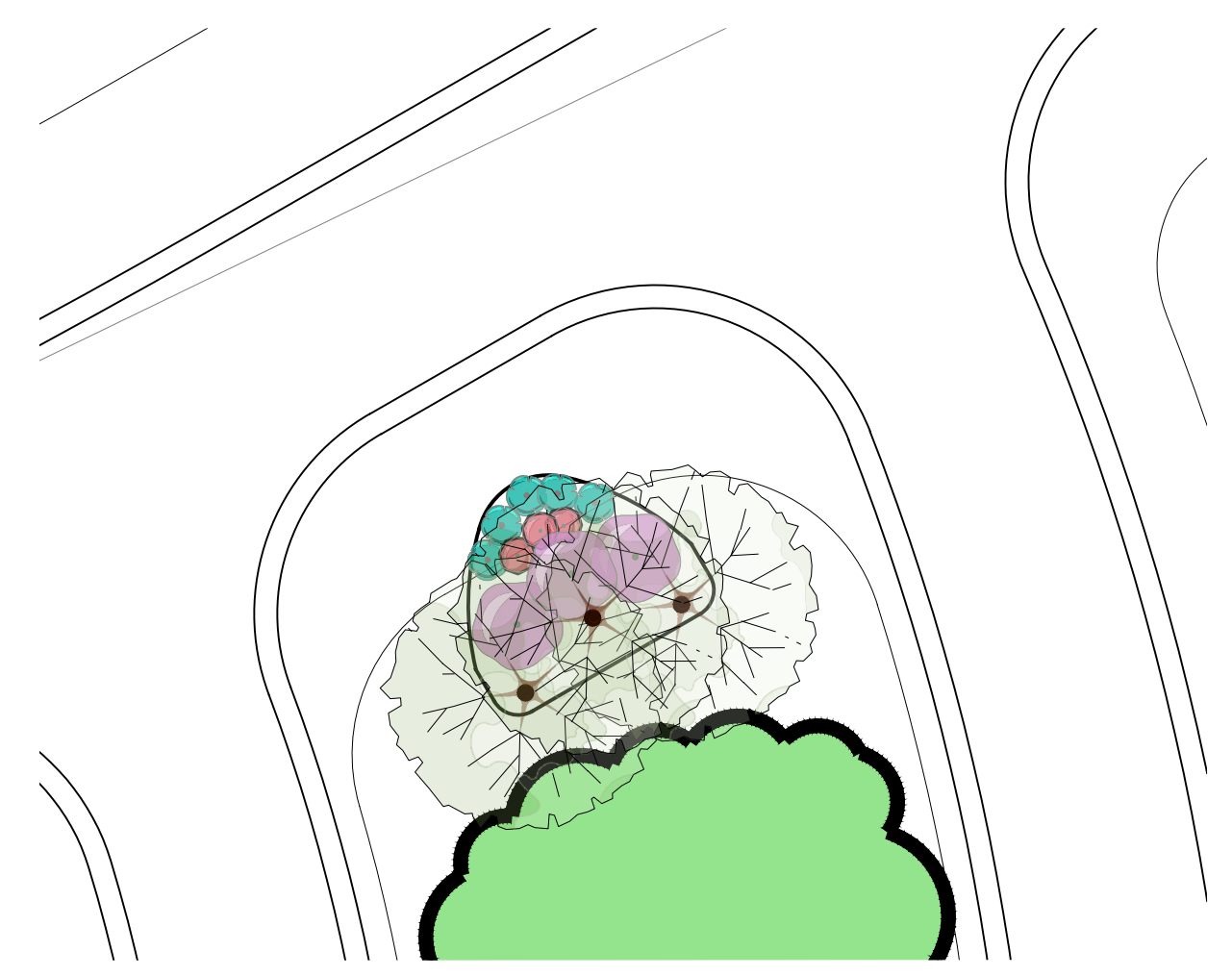
PRELIMINARY

1 ENLARGED LANDSCAPE PLAN
1" = 50'-0"
0 50 100 150 200 feet
1" = 50'
NORTH



2 ENLARGED LANDSCAPE PLAN

1" = 20'-0"
0 20 40 60 80 feet
1" = 20'
NORTH

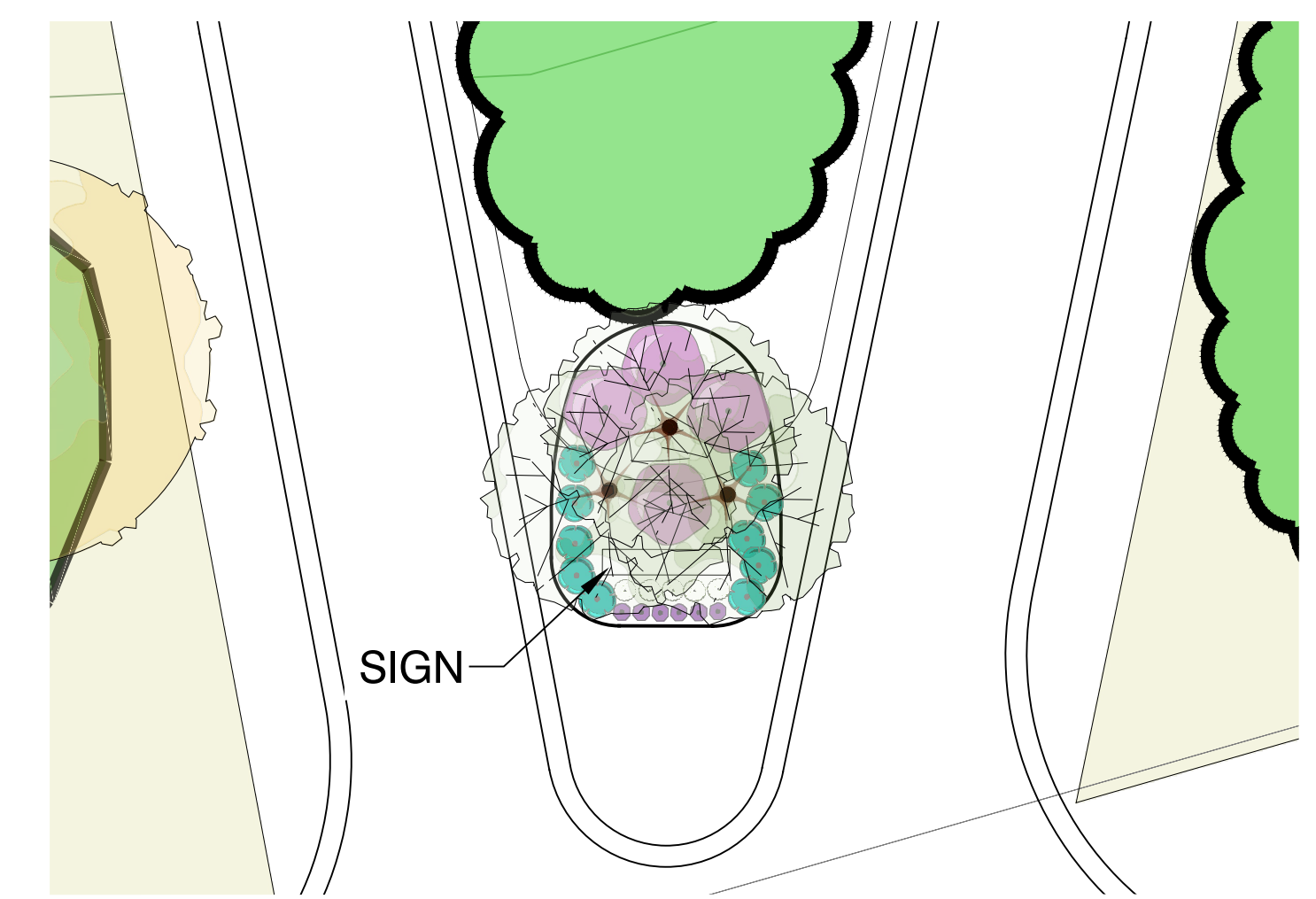


3 ENLARGED LANDSCAPE PLAN

1" = 50'-0"
0 50 100 150 200 feet
1" = 50'
NORTH

PLANT SCHEDULE

TREES	BOTANICAL / COMMON NAME
	ACER SACCHARUM / SUGAR MAPLE
	AMELANCHIER X GRANDIFLORA 'AUTUMN BRILLIANCE' / AUTUMN BRILLIANCE SERVICEBERRY
	BETULA PAPIRIFERA 'RENCI' TM / RENAISSANCE REFLECTION PAPER BIRCH
	GLEDITSIA TRIACANTHOS 'SKYLINE' / SKYLINE HONEY LOCUST
	JUGLANS NIGRA / BLACK WALNUT
	JUNIPERUS VIRGINIANA 'TAYLOR' / TAYLOR EASTERN REDCEDAR
	MALUS X 'ADAMS' / ADAMS CRABAPPLE
	PICEA ABIES / NORWAY SPRUCE
	PICEA GLAUCA 'DENSATA' / BLACK HILLS WHITE SPRUCE
	PICEA PUNGENS GLAUCA / COLORADO BLUE SPRUCE
	PINUS STROBUS / WHITE PINE
	QUERCUS ALBA / WHITE OAK
	QUERCUS MACROCARPA 'JFS-KW3' / URBAN PINNACLE® OAK
	SORBUS DECORA / SHOWY MOUNTAIN ASH
	TILIA AMERICANA 'MCKSENTRY' / AMERICAN SENTRY LINDEN
	TILIA CORDATA 'GREENSPIRE' / GREENSPIRE LINDEN
	ULMUS AMERICANA 'VALLEY FORGE' / AMERICAN ELM
SHRUBS	BOTANICAL / COMMON NAME
	CORNUS STOLONIFERA 'FARROW' / ARCTIC FIRE® RED TWIG DOGWOOD
	HYDRANGEA MACROPHYLLA 'PIHM-II' / ENDLESS SUMMER® BLOOMSTRUCK® HYDRANGEA
	JUNIPERUS HORIZONTALIS 'BAR HARBOR' / BAR HARBOR CREEPING JUNIPER
	LAVANDULA X INTERMEDIA 'HIDCOTE GIANT' / HIDCOTE GIANT LAVENDIN
	LEUCANTHEMUM X SUPERBUM 'BECKY' / BECKY SHASTA DAISY
	SYRINGA VULGARIS 'CHARLES JOLY' / CHARLES JOLY COMMON LILAC

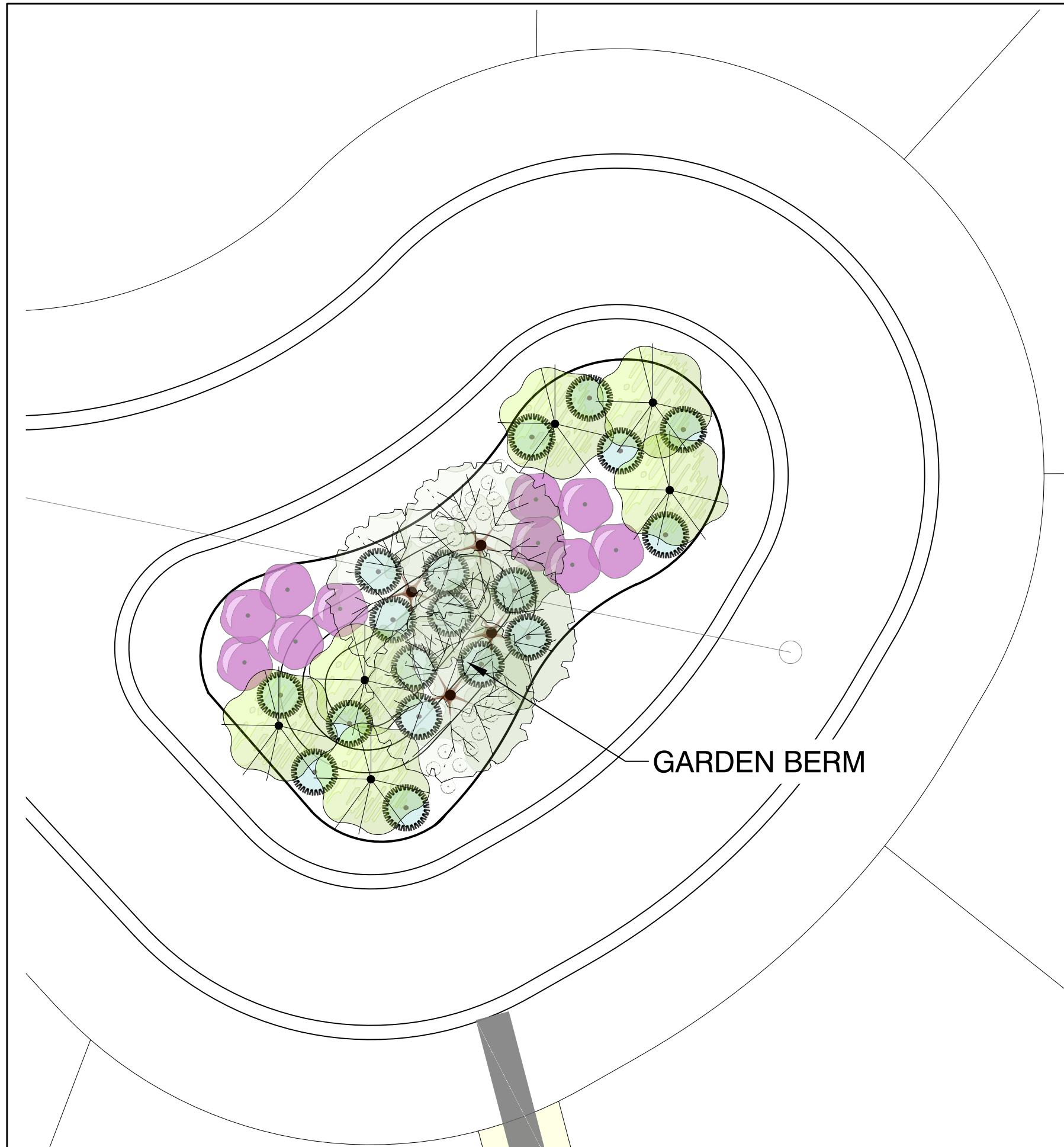


4 ENLARGED LANDSCAPE PLAN

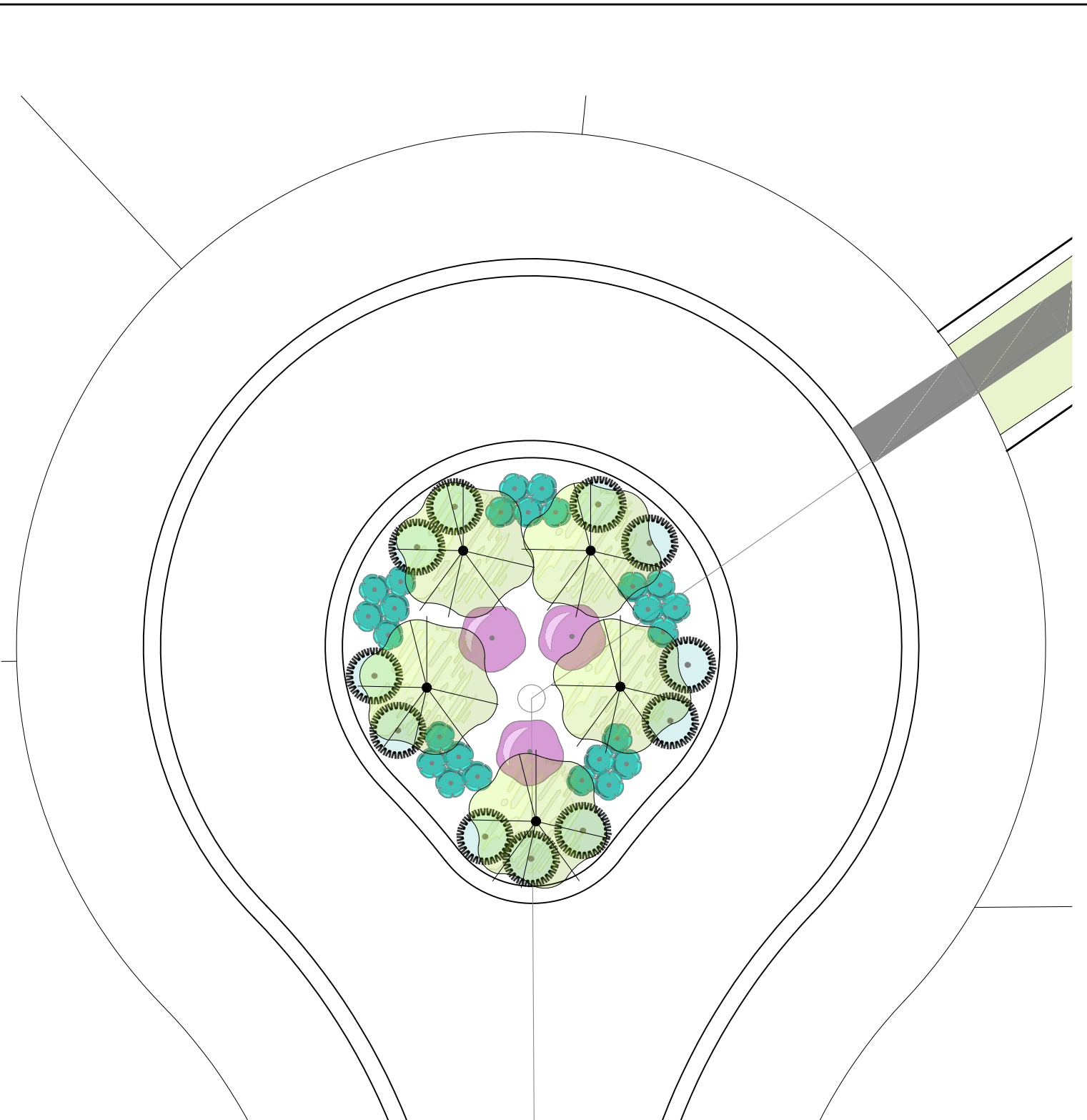
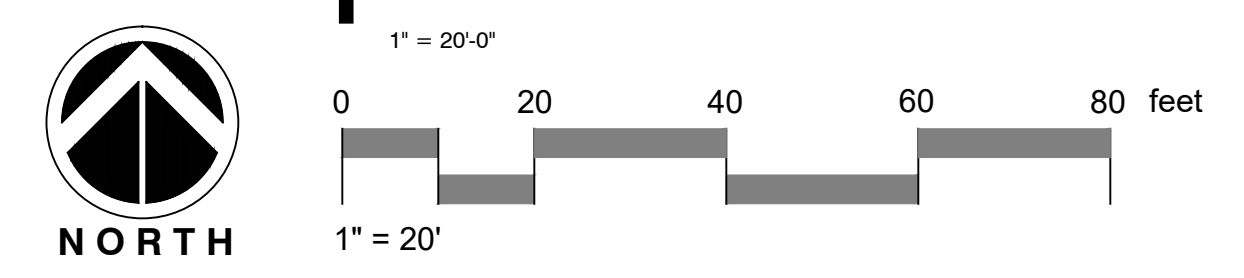
1" = 50'-0"
0 50 100 150 200 feet
1" = 50'
NORTH

PLANT SCHEDULE

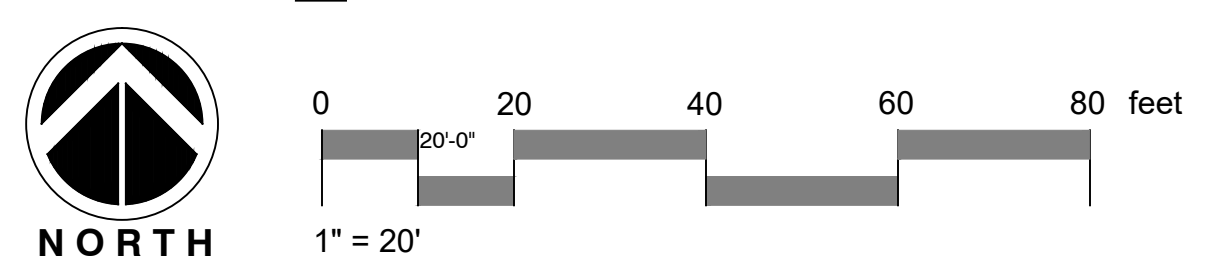
TREES	BOTANICAL / COMMON NAME
	ACER SACCHARUM / SUGAR MAPLE
	AMELANCHIER X GRANDIFLORA 'AUTUMN BRILLIANCE' / AUTUMN BRILLIANCE SERVICEBERRY
	BETULA PAPYRIFERA 'RENCI' TM / RENAISSANCE REFLECTION PAPER BIRCH
	GLEDITSIA TRIACANTHOS 'SKYLINE' / SKYLINE HONEY LOCUST
	JUGLANS NIGRA / BLACK WALNUT
	JUNIPERUS VIRGINIANA 'TAYLOR' / TAYLOR EASTERN REDCEDAR
	MALUS X 'ADAMS' / ADAMS CRABAPPLE
	PICEA ABIES / NORWAY SPRUCE
	PICEA GLAUCA 'DENSATA' / BLACK HILLS WHITE SPRUCE
	PICEA PUNGENS GLAUCA / COLORADO BLUE SPRUCE
	PINUS STROBUS / WHITE PINE
	QUERCUS ALBA / WHITE OAK
	QUERCUS MACROCARPA 'JFS-KW3' / URBAN PINNACLE® OAK
	SORBUS DECORA / SHOWY MOUNTAIN ASH
	TILIA AMERICANA 'MCKSENTRY' / AMERICAN SENTRY LINDEN
	TILIA CORDATA 'GREENSPIRE' / GREENSPIRE LINDEN
	ULMUS AMERICANA 'VALLEY FORGE' / AMERICAN ELM
SHRUBS	BOTANICAL / COMMON NAME
	CORNUS STOLONIFERA 'FARROW' / ARCTIC FIRE® RED TWIG DOGWOOD
	HYDRANGEA MACROPHYLLA 'PIIHM-II' / ENDLESS SUMMER® BLOOMSTRUCK® HYDRANGEA
	JUNIPERUS HORIZONTALIS 'BAR HARBOR' / BAR HARBOR CREEPING JUNIPER
	LAVANDULA X INTERMEDIA 'HIDCOTE GIANT' / HIDCOTE GIANT LAVENDIN
	LEUCANTHEMUM X SUPERBUM 'BECKY' / BECKY SHASTA DAISY
	SYRINGA VULGARIS 'CHARLES JOLY' / CHARLES JOLY COMMON LILAC



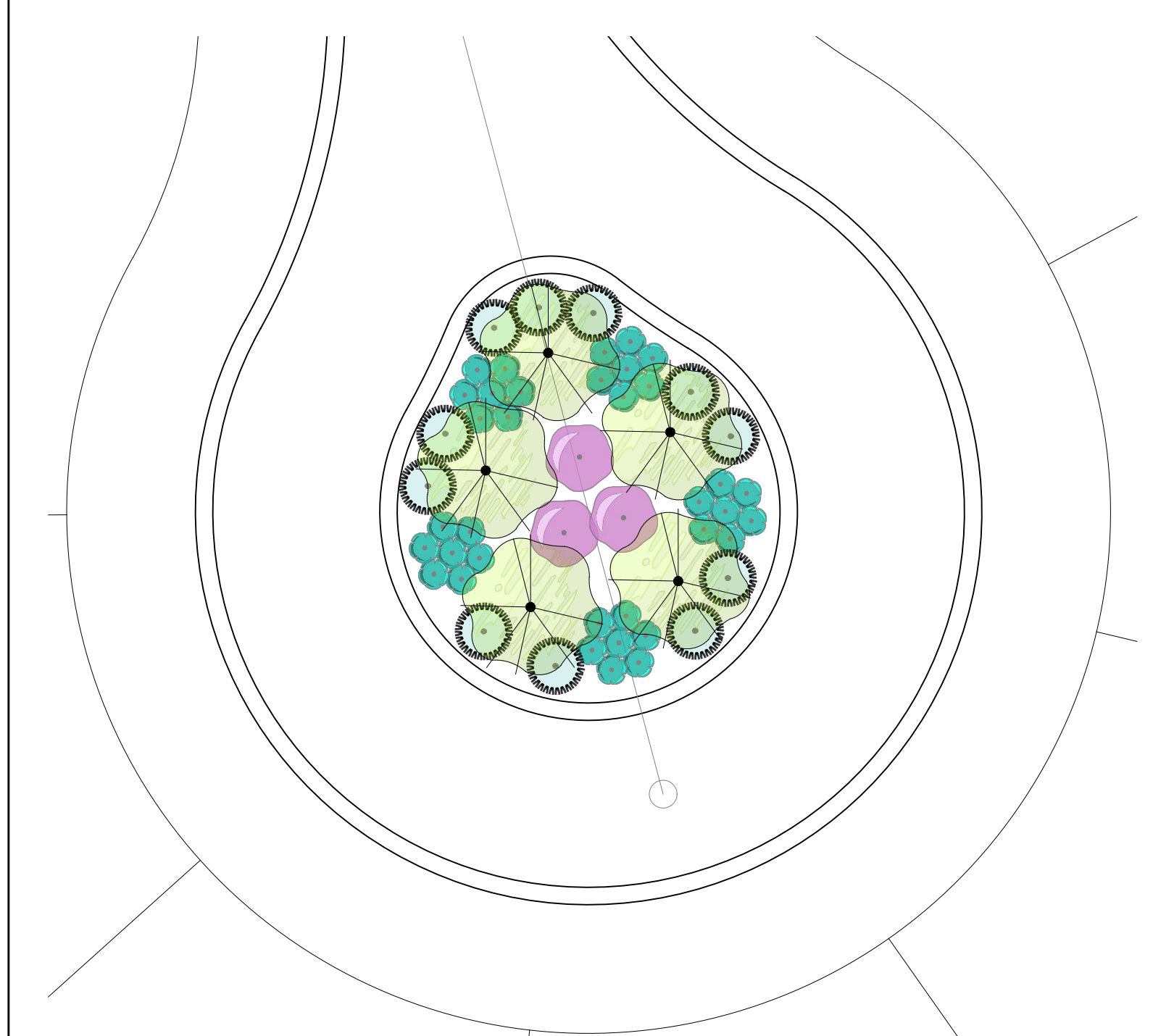
1 ENLARGED LANDSCAPE PLAN



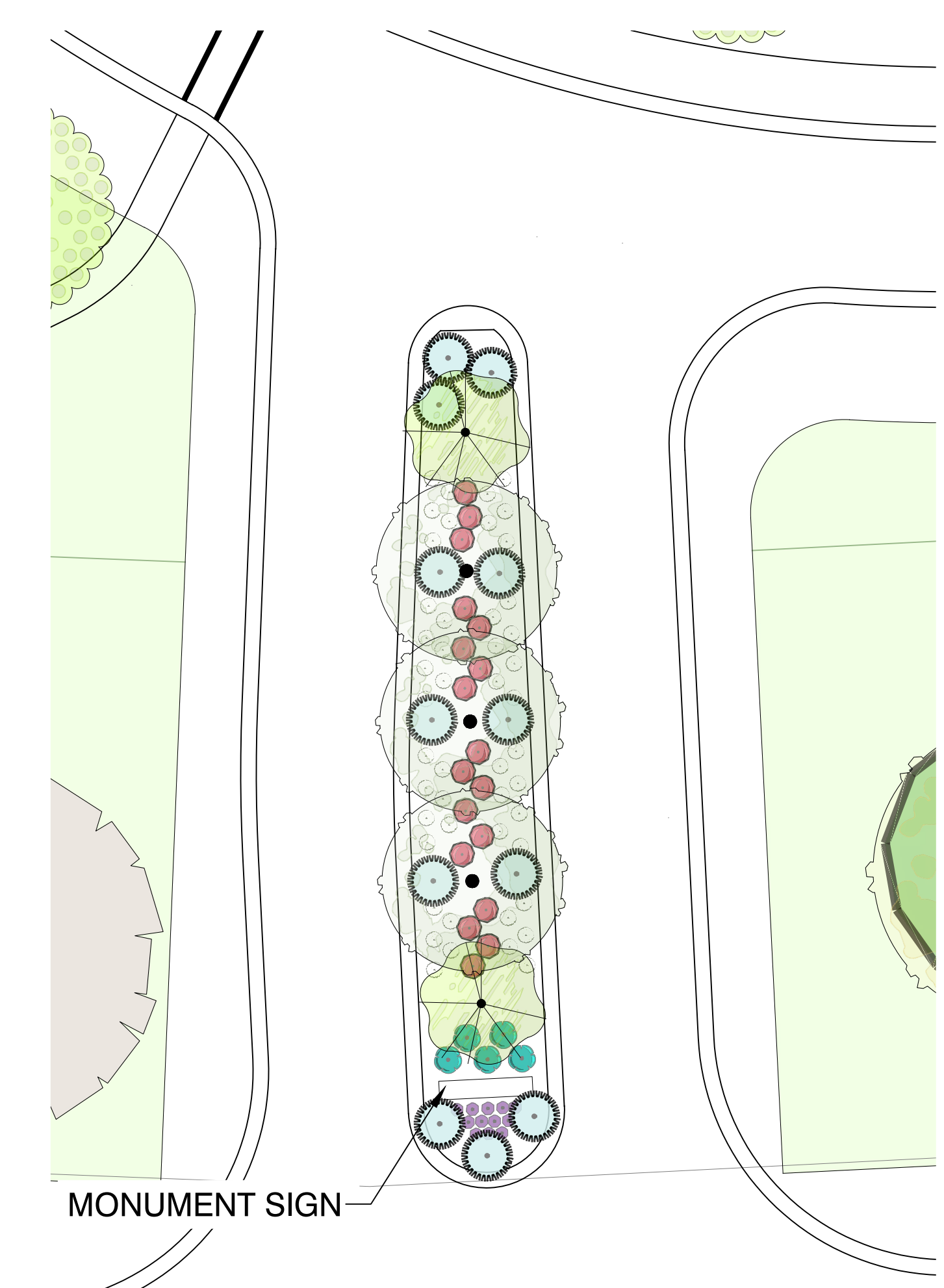
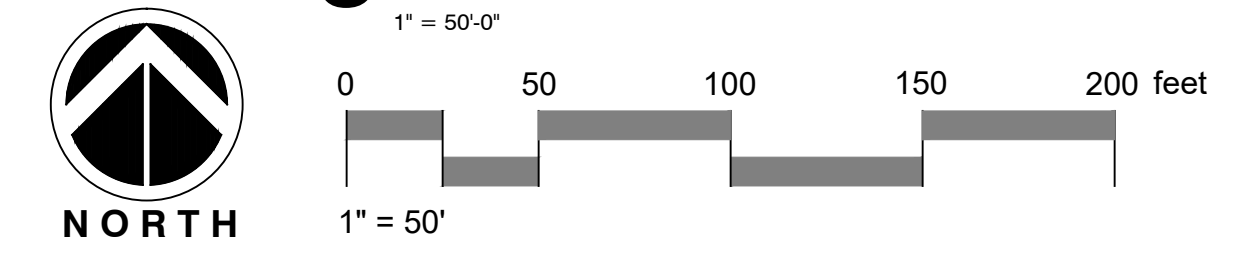
2 ENLARGED LANDSCAPE PLAN



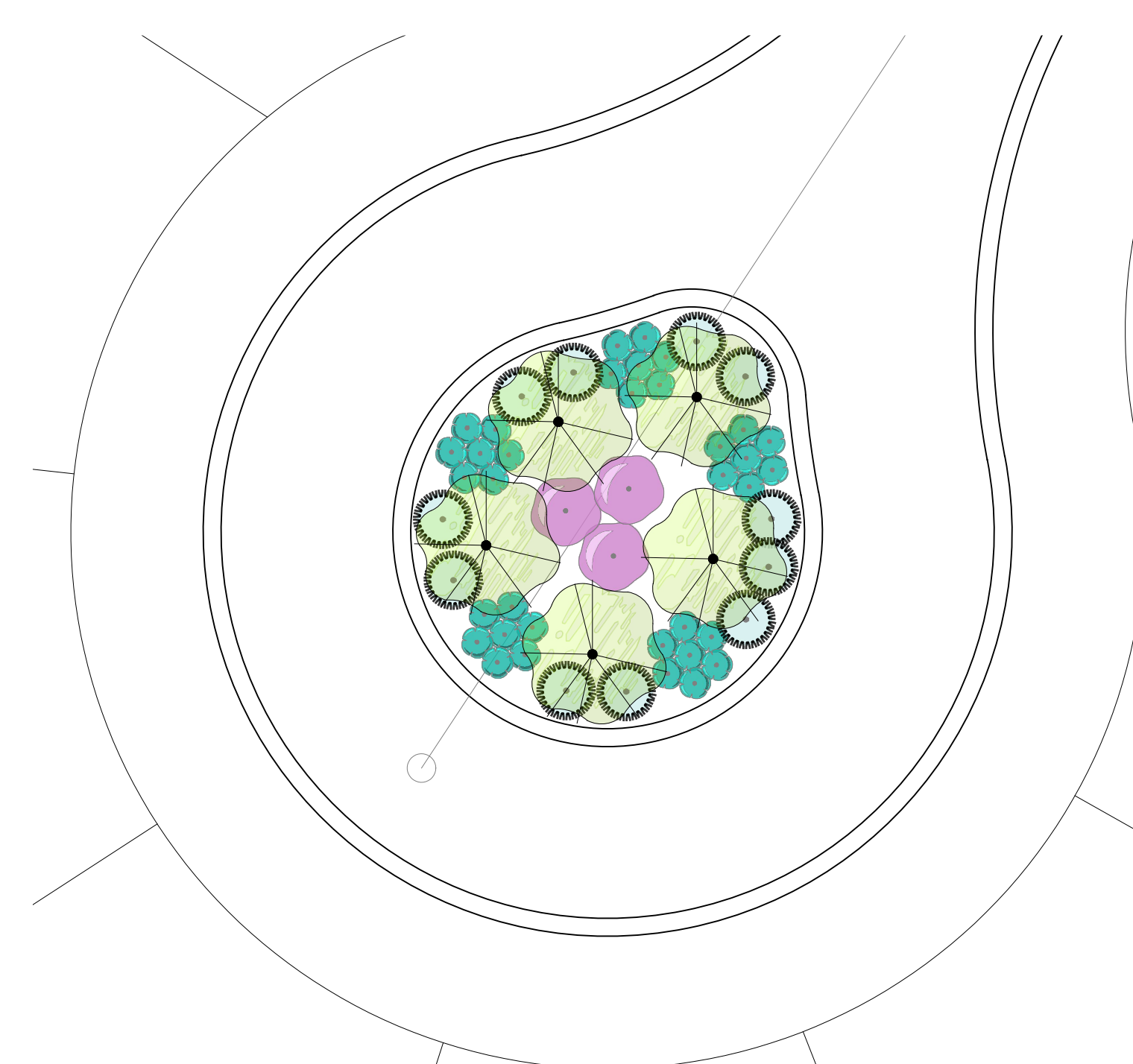
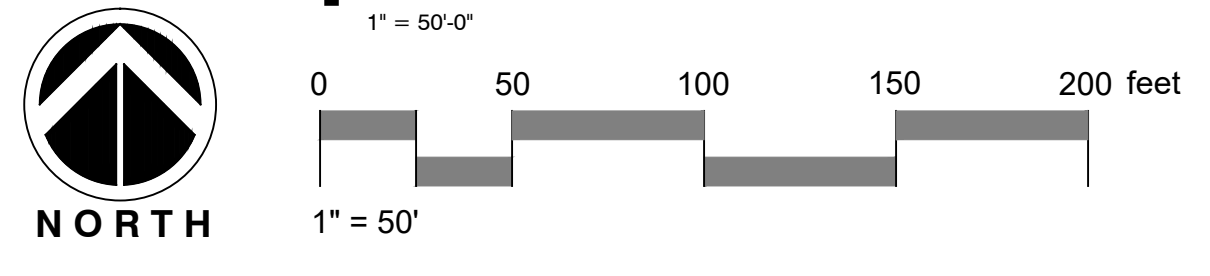
PRELIMINARY



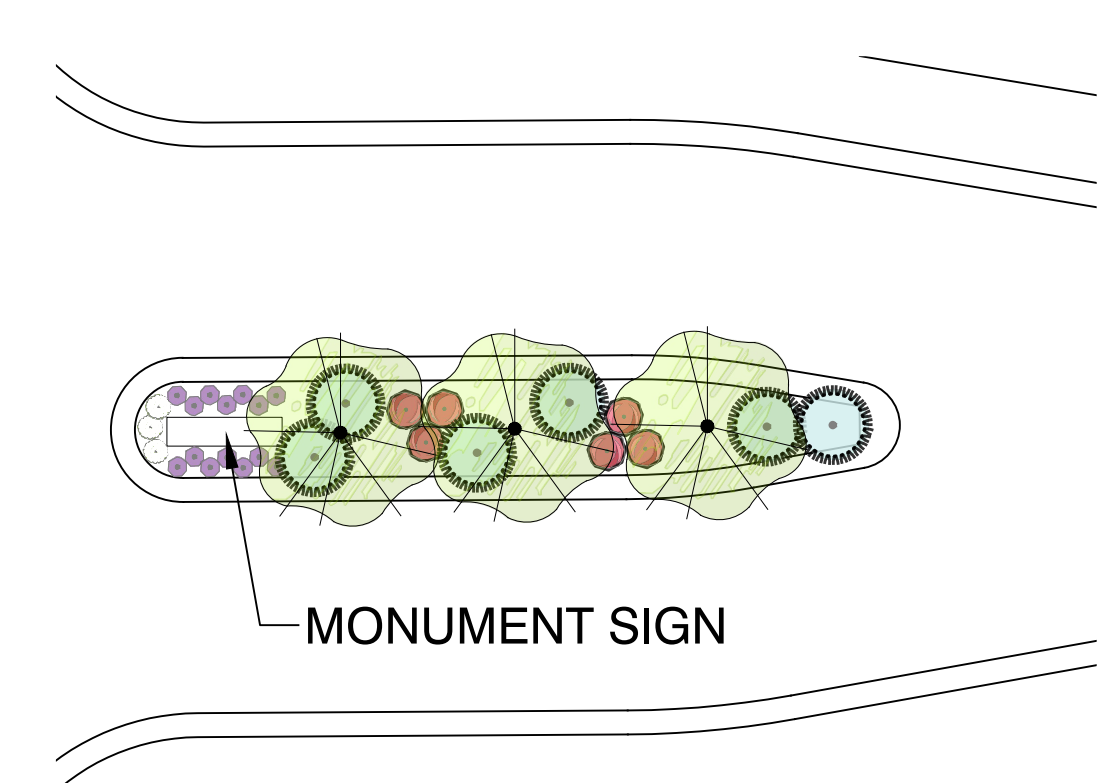
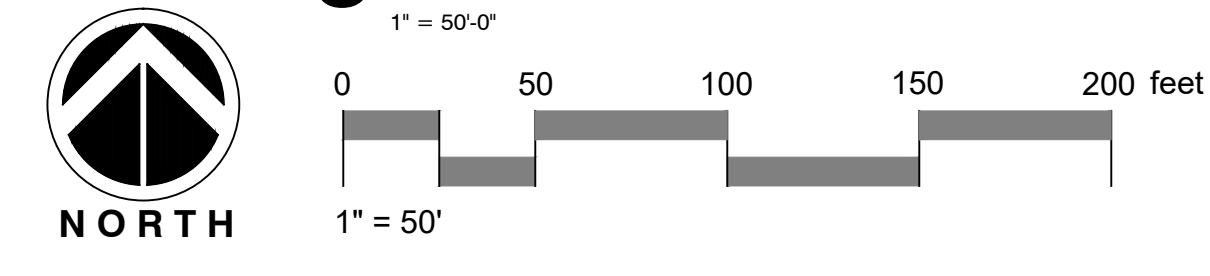
3 ENLARGED LANDSCAPE PLAN



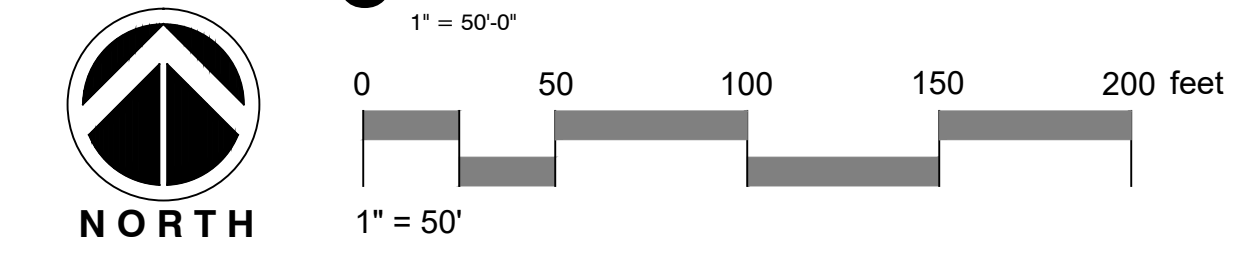
4 ENLARGED LANDSCAPE PLAN















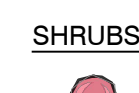




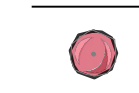

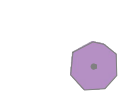



5 ENLARGED LANDSCAPE PLAN



6 ENLARGED LANDSCAPE PLAN

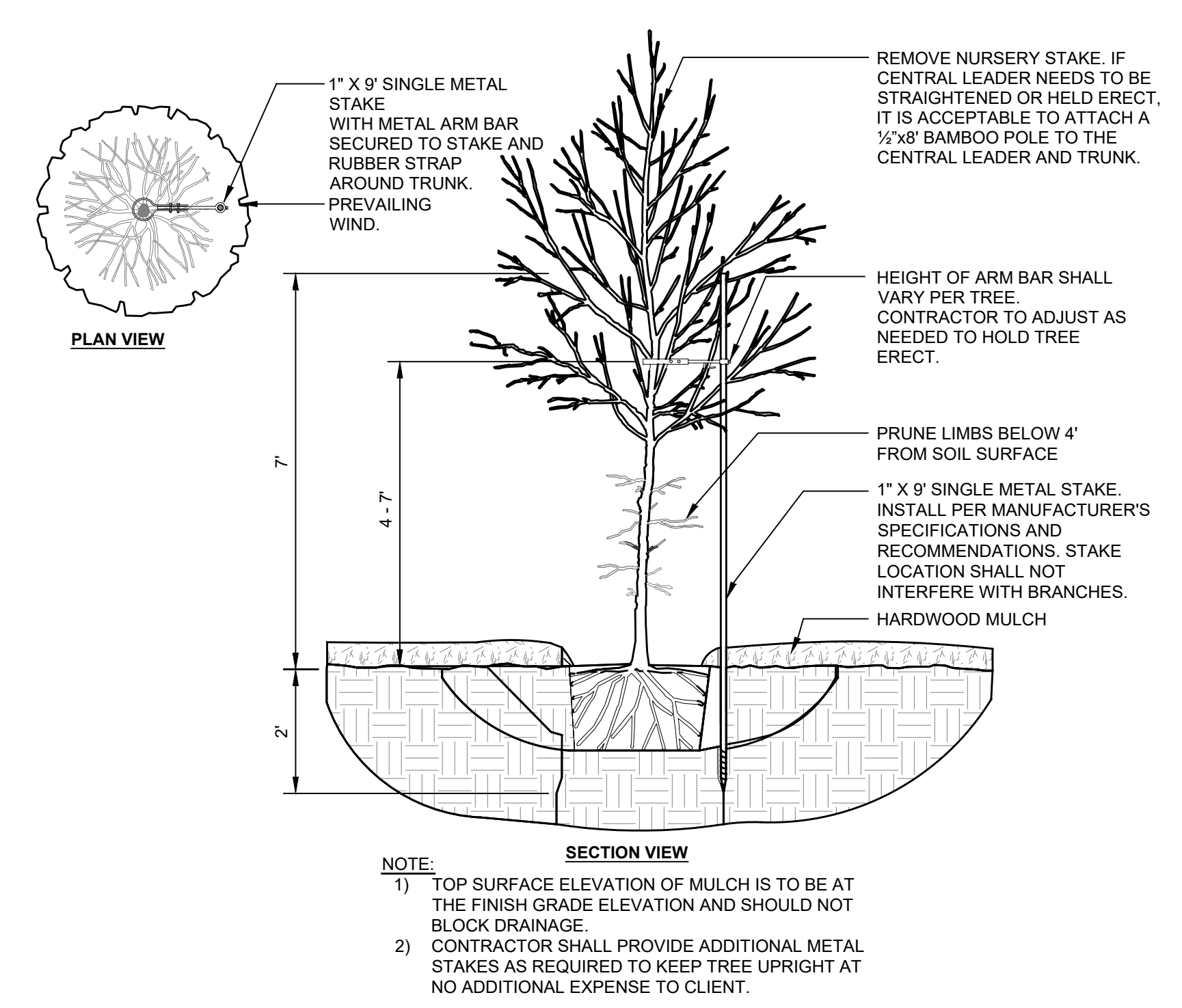
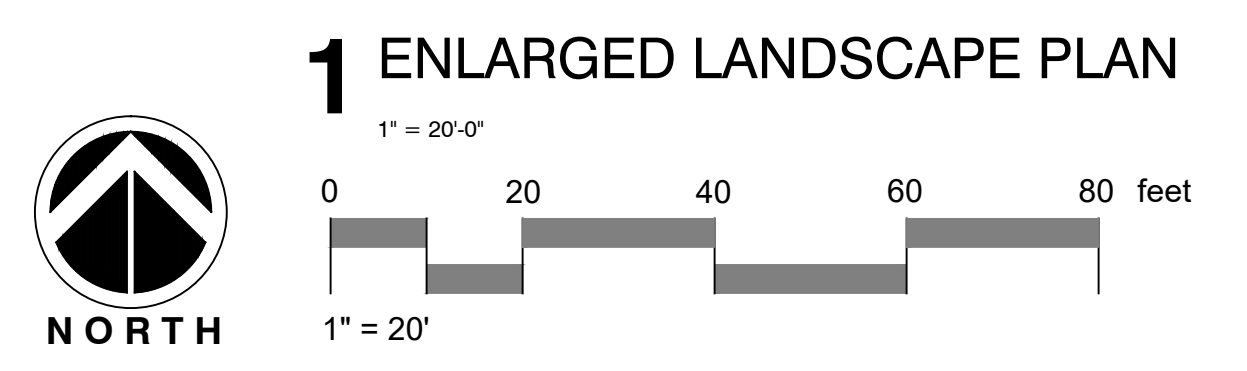
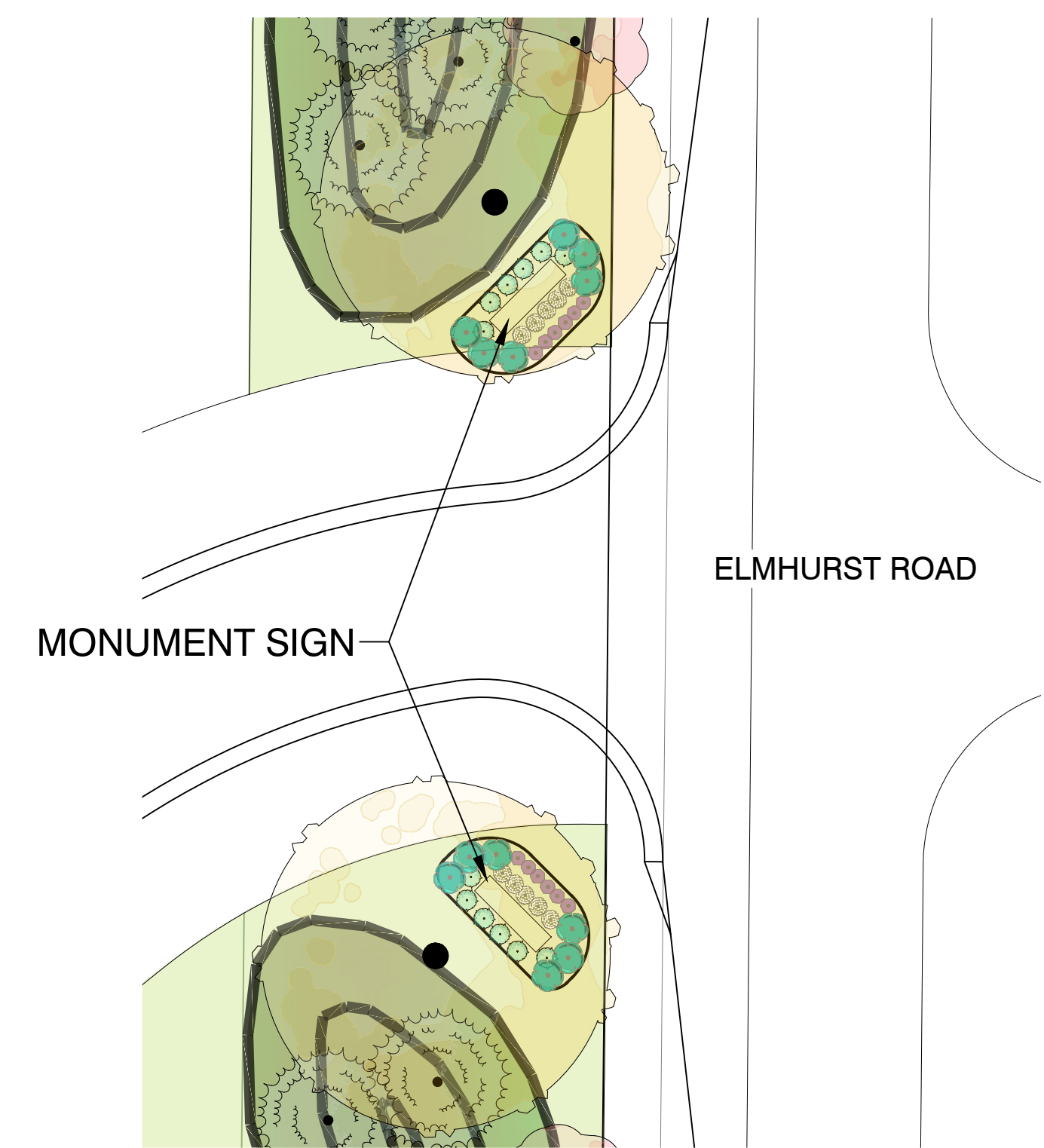


PLANT SCHEDULE

TREES	QTY	BOTANICAL / COMMON NAME	SIZE	CONTAINER	REMARKS
	32	ACER SACCHARUM / SUGAR MAPLE	2" CAL.	B&B	FALL COLOR, 70" HEIGHT
	38	AMELANCHIER X GRANDIFLORA 'AUTUMN BRILLIANCE' / AUTUMN BRILLIANCE SERVICEBERRY	25 GAL.	POT	WHITE FLOWERS, JUNE BERRIES, RED FALL FOLIAGE
	10	BETULA PAPIRYFERA 'RENCI' TM / RENAISSANCE REFLECTION PAPER BIRCH	2" CAL.	B&B	
	21	GLEDTISIA TRIACANTHOS 'SKYLINE' / SKYLINE HONEY LOCUST	2" CAL.	B&B	YELLOW FALL FOLIAGE, STREET TREE, 60" HEIGHT
	10	JUGLANS NIGRA / BLACK WALNUT	2" CAL.	B&B	
	12	JUNIPERUS VIRGINIANA 'TAYLOR' / TAYLOR EASTERN REDCEDAR	3' HT.	POT	
	9	MALUS X 'ADAMS' / ADAMS CRABAPPLE	2" CAL.	B&B	
	79	PICEA ABIES / NORWAY SPRUCE	5' HT.	B&B	
	48	PICEA GLAUCA 'DENSATA' / BLACK HILLS WHITE SPRUCE	5' HT.	B&B	
	55	PICEA PUNGENS GLAUCA / COLORADO BLUE SPRUCE	5' HT.	B&B	
	79	PINUS STROBUS / WHITE PINE	5' HT.	B&B	
	9	QUERCUS ALBA / WHITE OAK	2.5" CAL.	B&B	
	12	QUERCUS MACROCARPA 'JFS-KW3' / URBAN PINNACLE® OAK	2.5" CAL.	B&B	
	17	SORBUS DECORA / SHOWY MOUNTAIN ASH	2" CAL.	B&B	
	10	TILIA AMERICANA 'MCKSENTRY' / AMERICAN SENTRY LINDEN	2" CAL.	POT	PYRAMIDAL FORM, 50" HEIGHT, STREET TREE
	19	TILIA CORDATA 'GREENSPIRE' / GREENSPIRE LINDEN	2" CAL.	B&B	PYRAMIDAL FORM, DARK GREEN, 40" HEIGHT
	18	ULMUS AMERICANA 'VALLEY FORGE' / AMERICAN ELM	2" CAL.	B&B	80" HEIGHT, VASE SHAPE, YELLOW FALL FOLIAGE
SHRUBS	QTY	BOTANICAL / COMMON NAME	SIZE	CONTAINER	REMARKS
	27	CORNUS STOLONIFERA 'FARROW' / ARCTIC FIRE® RED TWIG DOGWOOD	3 GAL.	POT	
	177	HYDRANGEA MACROPHYLLA 'PIHM-II' / ENDLESS SUMMER® BLOOMSTRUCK® HYDRANGEA	3 GAL.	POT	
	84	JUNIPERUS HORIZONTALIS 'BAR HARBOR' / BAR HARBOR CREEPING JUNIPER	3 GAL.	POT	
	44	LAVANDULA X INTERMEDIA 'HIDCOTE GIANT' / HIDCOTE GIANT LAVENDIN	1 GAL.	POT	
	89	LEUCANTHEMUM X SUPERBUM 'BECKY' / BECKY SHASTA DAISY	1 GAL.	POT	
	30	SYRINGA VULGARIS 'CHARLES JOLY' / CHARLES JOLY COMMON LILAC	3 GAL.	POT	

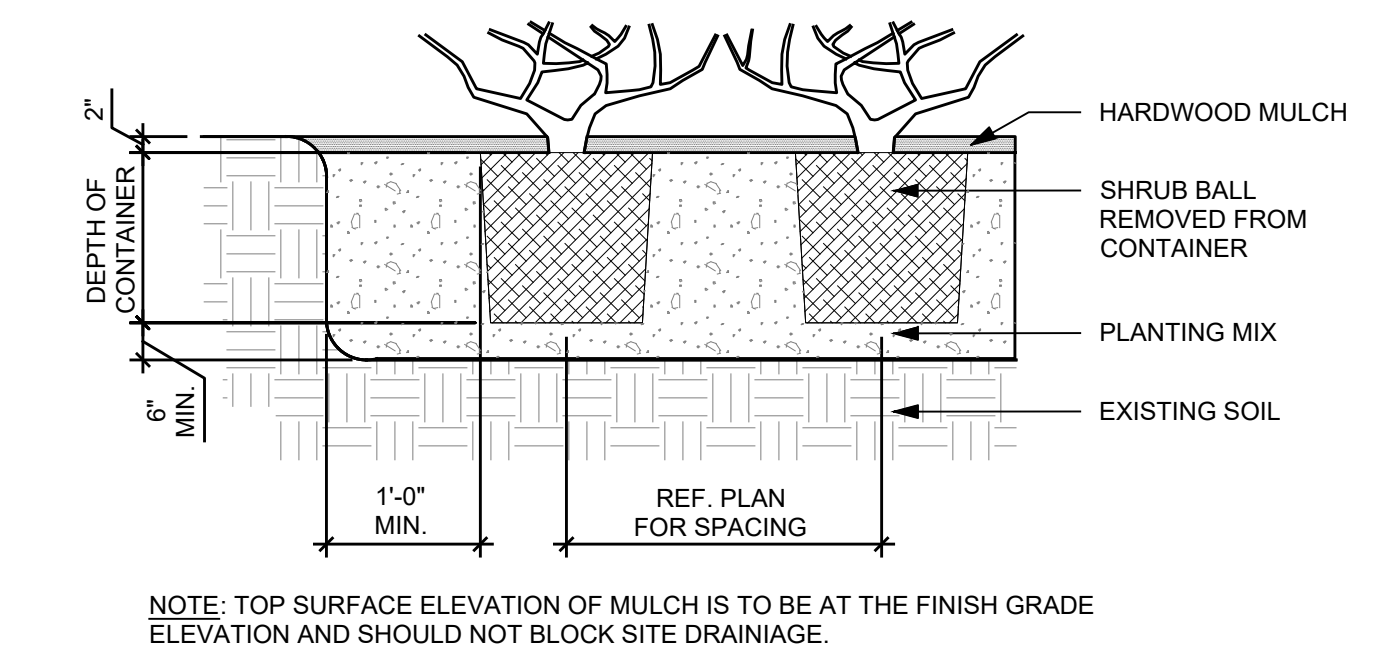
PLANT TOTALS

- 478 TREES IN PROJECT.
- 451 SHRUBS IN PROJECT.
- 929 TOTAL PLANTS IN PROJECT.



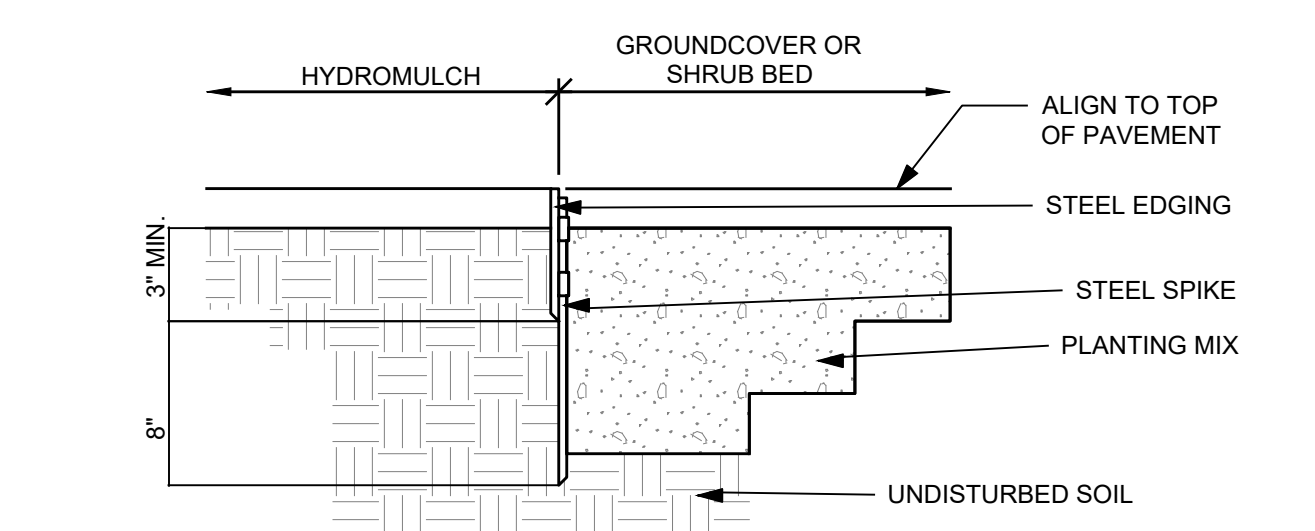
2 TREE PLANTING DETAIL

NOT TO SCALE



3 SHRUB PLANTING DETAIL

NOT TO SCALE



4 EDGER DETAIL

NOT TO SCALE

PRELIMINARY

By: Neumann Developments Inc.
N27W24025 Paul Court, Suite 100
Pewaukee, WI 53072

Welshire Farm
Single Family Residential Development
Town of Delafield, Wisconsin 53018

revisions: